



Welcome to Year 2



Our staff – Ash class



Miss Ramsay
Class teacher



Mrs Nalder
Teaching assistant
(Mon-Thurs)

Miss Lindley



New staff



Miss McNamara
Headteacher



Routine

- Doors open at 8:45 - please don't leave children unattended before then.
- Doors close at 8:55 - after this time please go in through the office.
- Child protection - please do not come into cloakrooms.
- Pick up time is 3:25 from the classroom.
- Children can bring healthy snacks from home but snack is still provided.
- Water bottles from home.
- No need for wellies and waterproofs.

Behaviour and rules

OUR SCHOOL RULES

Aim High

Work Hard

Be Kind

- Children should not wander/get out of our seats for no reason in lessons
- Children cannot opt out of work or the lesson
- Children do not shout out or talk over others
- Children must show respect and good manners to all people in our school

Behaviour steps



These are the
behaviour steps we
follow as a school.


Year group curriculum - Maths

- We follow the White Rose Maths curriculum
- Below is the overview for the year of what we will cover.

	Week 1	Week 2	Week 3	Week 4	Week 5	Week 6	Week 7	Week 8	Week 9	Week 10	Week 11	Week 12
Autumn term	<div>Number</div> <div>Place value</div> <div>FREE TRIAL</div> <div>VIEW</div>				<div>Number</div> <div>Addition and subtraction</div> <div>VIEW</div>				<div>Geometry</div> <div>Shape</div> <div>VIEW</div>			
Spring term	<div>Measurement</div> <div>Money</div> <div>VIEW</div>	<div>Number</div> <div>Multiplication and division</div> <div>VIEW</div>					<div>Measurement</div> <div>Length and height</div> <div>VIEW</div>	<div>Measurement</div> <div>Mass, capacity and temperature</div> <div>VIEW</div>				
Summer term	<div>Number</div> <div>Fractions</div> <div>VIEW</div>			<div>Measurement</div> <div>Time</div> <div>VIEW</div>		<div>Statistics</div> <div>VIEW</div>		<div>Geometry</div> <div>Position and direction</div> <div>VIEW</div>		<div>Consolidation</div>		

Times tables Rockstars

- Times Tables Rock Stars is a carefully sequenced programme of daily times tables practice.
- I will set times tables once we learnt them in class. I will then be able to either change or set specific tables that children are struggling with.
- This may not happen or change each week as it will depend when they are



Year group curriculum - English

- English includes our reading, writing, oracy, handwriting and phonics.
- In terms of writing we will be completing two writing units per half term. We will explore a range of genres. Each unit will have a specific SPaG focus for the children to practice.

Autumn 1 Writing 2	<p>Writing to inform</p> <p>Recount - Postcard</p> <p>https://www.youtube.com/watch?v=YAgONRTRzEg</p> <p>Final product: write a postcard from a stone age man/woman to a person in the present day</p>	Florence Nightingale	<ul style="list-style-type: none"> ○ I understand what a sentence is and when to use a full stop ○ I can identify and explain what a noun is ○ I know when to use a capital letter and know what proper nouns are ○ I can identify and explain what a verb is ○ I can identify the four types of sentences and use the correct punctuation 	<ul style="list-style-type: none"> ○ I am developing stamina for writing <u>by</u> writing about my own experiences (real and fiction); writing about real events; writing poems; and writing for different purposes ○ I can think carefully about what I am going to write by planning and talking about my ideas ○ I speak each sentence before writing down ○ I can make simple changes or add to my writing; after evaluating it with others; re-reading to check that it makes sense; proofreading for spelling, grammar and punctuation ○ I can read my writing to an audience using some intonation
-----------------------	--	----------------------	---	---

Year group curriculum – Phonics

- For phonics we follow the 'Active Learn' scheme of work.
- Once we have finished phase 5 and 6 phonics, we will move onto Year 2 spelling rules.

- ☐ Set 23 (c k ck ch) (32)
- ☐ Set 24 (ce/ci/cy sc/stl se) (34)
- ☐ Set 25 (ge/gi/gy dge) (28)
- ☐ Set 26 (le mb kn/gn wr) (36)
- ☐ Set 27 (tch sh ea zh (w)a o) (54)
- ☐ Set 28 (suffix -ing -ed) (21)
- ☐ Set 29 (suffix -s -es) (21)
- ☐ Set 30 (prefix re- un-) (23)

- I know that the /igh/ phoneme at the end of a word is often spelt with a -y
- I know that the /ul/ sound at the end of words is spelt in different ways
- I know that the /or/ phoneme is spelt /a/ before an l or ll
- I know that the /u/ phoneme is sometimes spelt with an /o/
- I know that /ee/ at the end of a word is often spelt -ey and I know how to change this into a plural



Webpage

I have made some changes to the Ash class webpage with resources you can use at home if you would like to.

Additional information

Keywords >

Year 2 Spellings >

Year 2 Homophones >

Useful websites

Maths:

<https://trockstars.com/> >

<https://play.numbots.com/#/intro> >

English:

<https://www.activelearnprimary.co.uk/> >

<http://www.oxfordowl.co.uk/> >

<http://www.phonicsplay.co.uk/> >

CBeebies - help your child try new things, ignore the cBeebies- it's good for all ages >

Keywords

These are the words we will learn to spell throughout the
year.

Year 2 Keywords – To sight and spell

told	every	everybody	even	great	break	steak	pretty	beautiful	after
father	hour	move	prove	improve	sure	sugar	eye	could	should
would	who	because	Christmas	their	there	they're	hear	here	quite
quiet	sea	see	bare	bear	won	one	son	sun	to
two	too	be	bee	whole	any	many	clothes	busy	water
again	half	money	parents	both	children	climb	which	child	only
behind	thirty	forty	fifty	sixty	seventy	eighty	ninety	hundred	Monday
Tuesday	Wednesday	Thursday	Friday	January	February	March	April	May	June
July	August	September	October	November	December	spring	summer	autumn	winter
I'm	it's	don't	won't	I'll	blue	blew	night	knight	piece
peace	hole	whole	right	write	new	knew	through	threw	no
know	your	you're							

Spellings

These are also part of the keywords.

Numbers

thirty forty fifty sixty seventy eighty
ninety hundred

Days of the week

Monday Tuesday Wednesday Thursday Friday Saturday
Sunday

Months of the year

January February March April May June July August
September October November December

Seasons

spring summer autumn winter

Homophones

These are the homophones we will look at for the year. Homophones are words that sound the same but are spelt differently.

Year 2 homophones

here	hear	hole	whole	
quite	quiet	right	write	
see	sea	new	knew	
bare	bear	threw	through	
one	won	no	know	
son	sun	witch	which	
blue	blew	your	you're	
be	bee	to	too	two
piece	peace	their	there	they're

Year group curriculum - Handwriting

Letter-join Pupil log-in

Dear Parents,

Our school is now part of the Letter-join handwriting scheme and our pupils can log in to the Letter-join website at home on iPads, tablets and computers.

There you will find the same, easy-to-use handwriting resources that we use at school.



PC DESKTOP AND LAPTOP LOG-IN

Log in at www.letterjoin.co.uk and use the Desktop log-in option with these details:

Username: QR1499

Password: **home**

PC Browsers:

Letter-join will work on the following browsers on PCs/Macs:

- Google Chrome
- Safari

Do not use Internet Explorer.

IPAD AND TABLET LOG-IN

Go to www.letterjoin.co.uk and use the Tablet log-in option with these details:

Username: QR1499

Swipe code
(starting at top left):

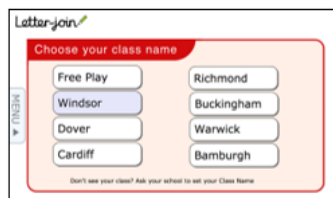


Tablet/iPad Browsers:

Letter-join will run on the following tablets:

- iPads running iOS7 and above through the Safari browser.
- Windows 8 tablets (8 inch and bigger) using the built-in browser.
- Android tablets (8 inch and bigger) using Google Chrome.

Choose a Classroom



Once logged-in, choose your child's classroom and you can use Letter-join's resources and fun activities to reinforce the handwriting we teach at school. You can trace over the letters and words and play the games on your tablet.

We are limited to the number of users who can log in to this account, so please do not share these log-in details.

- For handwriting, we use the scheme of work 'Letter Join'.
- If you would like to practice handwriting at home with your child, you can access Letter Join using the login below.

Getting started with Letter-join at home

Ask your class teacher for the Pupil log-in details.
These will include how to log in on any computer or
tablet. Click the Desktop or Tablet button then
choose your class name or Free Play.

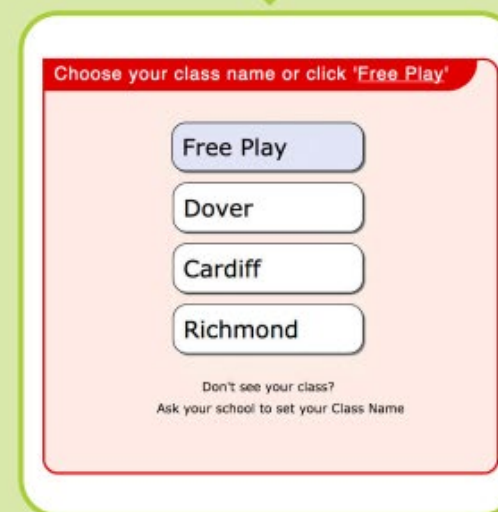
www.letterjoin.co.uk

How to log in

From the Letter-join home page,
choose Desktop or Tablet log in.

Enter the Pupil username and
swipecode (for tablets) or
password (for PCs) issued to you
by your child's school.

Select your child's class name
from the menu, or if you don't
know it, click Free Play.



The Letter-join menu

Explore the Letter-join menu to find handwriting animations and activities.

Watch,
practise,
trace and
copy

These are your
essential
handwriting
learning
animations



Worksheets for
handwriting
practice

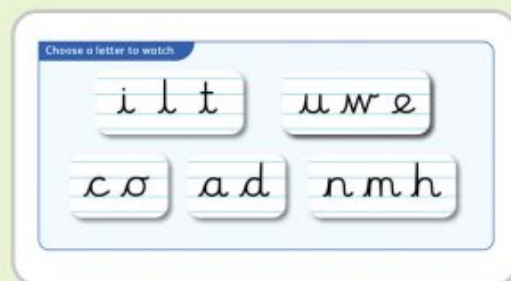
Letter-join includes
hundreds of
worksheets that you
can print out at home,
all set to the
letterforms that your
school has selected.



Practise letters and words

Animations for individual letters include spoken instructions with links to practice worksheets.

Watch, practise, trace and copy



Choose a letter to watch



Watch animations with spoken instructions



Touch-screen activities for iPads and tablets



Practice worksheets accompany all sections

Choosing handwriting activities

Practise handwriting through Letter-join games and engaging activities! These are designed to use on tablets and PCs at school and at home.

From the Letter-join menu, find the 'Fun' tab to access any of Letter-join's activities, as shown below.



Magic Patterns

A selection of patterns, shapes and mazes for tracing on imaginative backgrounds.



Magic Words

Enter any word and trace on a choice of colourful backgrounds.



LetterLotto

Practise recognition of how to write cursive or printed letters.



LetterMatch

Helps teach the names and sounds of the letters of the alphabet.



PhonicsMatch

A matching pairs game to beat the clock using cursive or printed letters.



Phozzie

Practise phonic sounds to reveal an exciting picture.




SoundMatch

A matching pairs game for Early Years to support Letter-join Phase 1 Phonics.



Word Search

Different levels of word searches to strengthen spelling skills.



Letter Families

Reinforces different letter shapes and shows the correct way to write letters.



Write it Right!

An activity that encourages play and practise. Trace words that match the correct picture, build a colourful gallery.



Remember Write

Develop childrens' memory skills along with handwriting and spelling.



Write in Time

Choose from eight KS2 topics. The more words that are neatly written, the higher the award given.



Key Stage 1

At home, Letter-join is the perfect handwriting companion for KS1. Children have easy access to the same Letter-join resources as at school.

With gentle encouragement children will be aiming to produce neat handwriting with consistent spacing and letter sizes.

Practising handwriting exercises both on tablets and with pencils on worksheets can be fun, with real improvements achieved surprisingly quickly.



Lets try...

KS1 SPaG Revision

Letter-join offers a series of fun worksheets to support Key Stage 1 spelling, punctuation and grammar. These provide plenty of handwriting practice and boost your child's confidence too.

Download these worksheets from
Resources > Printouts > Key Stage 1 >
KS1 SPaG Support



Lets try...

More letters

These include capital letters, numbers, printed letters, mathematical symbols and punctuation. Letter-join animates all of these to show the correct formation and provides ready-made worksheets for handwriting practice.

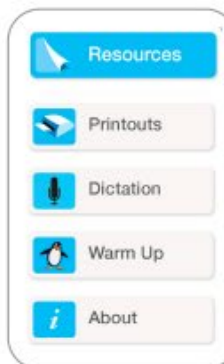


Key Stage 1 Printouts

Choose from hundreds of downloadable worksheets for real handwriting practice.

The Key Stage 1 Printouts section has lots of fun worksheets for children to practise and improve their handwriting while supporting their learning at school. Children can develop their reading,

spelling and handwriting with High frequency Words, Extra Letters Practice and Sequencing Sentences. All these and much more can be found in Resources > Printouts > Key Stage 1.



The first one hundred High Frequency Words

Extra practice for those tricky letters


Practise handwriting with sequencing sentences



Lets try...

Letter Families

Long ladders, curly caterpillars, one-armed robots and zig-zag letters, Letter-join's Letter Families worksheets can be printed out for tracing and copying. To strengthen letter formation and to learn which letters belong to each family, try the Letter Families touch-screen activity, under the 'Fun' tab.



Pencil grip and sitting position

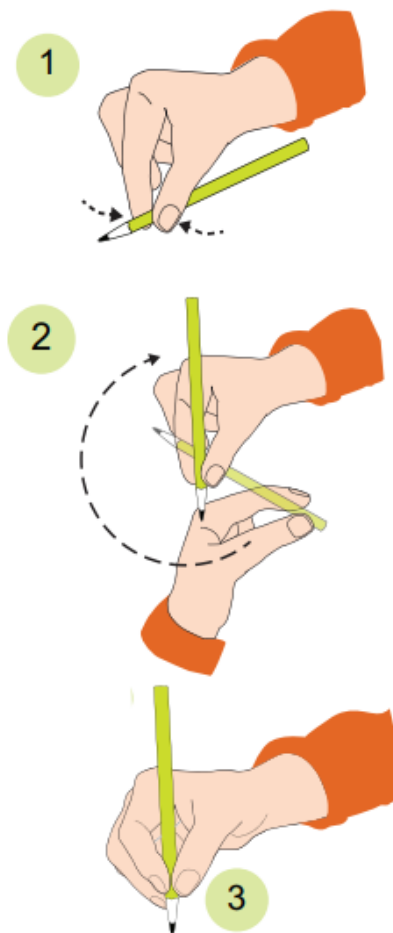
Holding a pencil correctly can help handwriting be more controlled and comfortable

Both right and left handed children should be encouraged to use the tripod grip which allows the pen/pencil to be held securely whilst allowing controlled movements of the pen/pencil nib.


1 Grip the pencil with your index finger and thumb with the nib pointing away.

2 With your free hand, spin the pencil from underneath.

3 Use your middle finger to support the underside of the pencil.





Positioning for left-handed children



Tripod grip for left-handed children.



Paper positioning for left-handed children



Sit with a straight back, not leaning over the page



Sit right back in the seat

Pull the chair close in to the table



Reading books

- The reading book that is sent home with your child is not to challenge them. It is a book that they will be able to comfortably read. We will challenge and push the children at school with different reading books._
- Each book is part of a set and children will be placed in a set depending on which words they are able to sight. Once children can sight the words in the set, they can move to the next set.

Reading books

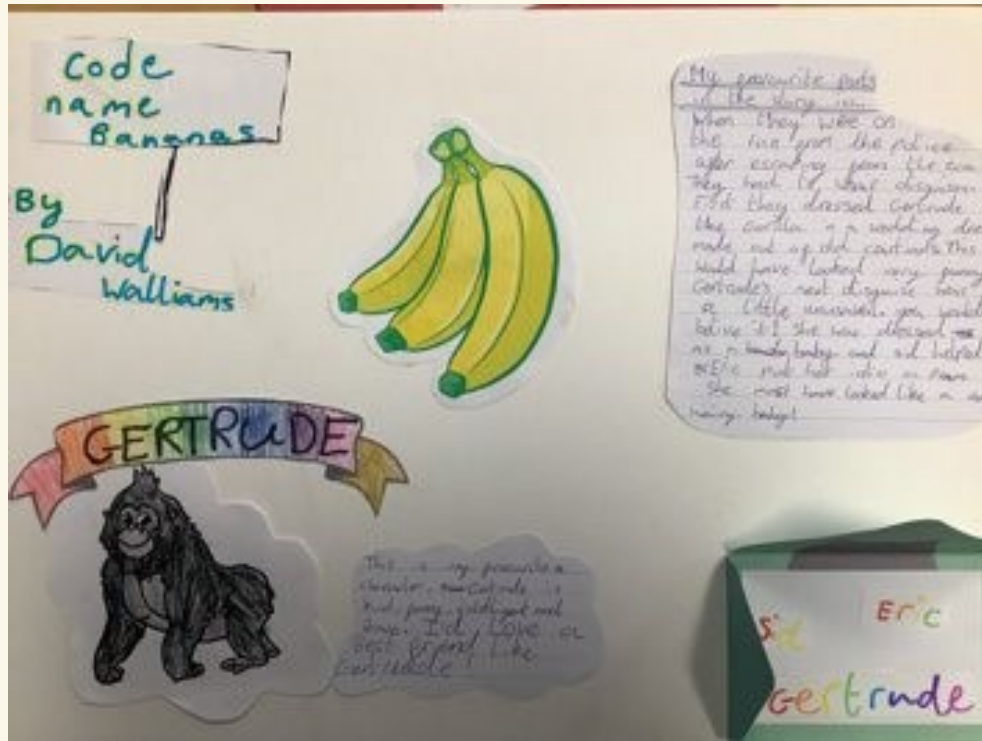


To move on to the next set, you would need to be able to sight:

the
no
go

Reading scrapbook

Each class has a reading scrapbook which one child takes home each week. They fill a scrapbook page all about a book that they have enjoyed reading.





Assessment

In terms of assessment, SATs are no longer compulsory in Year 2.

In replacement of SATs we will just complete the NTS assessments as we would normally in autumn and spring term.



Homework

- Homework is read, read, read
- And times tables! - TT Rockstars - although times tables is a classroom focus too - please stick with what we teach!
- No spelling homework - it is taught in class - etymology, phonics, synonyms etc.



Uniform

- Grey smart trousers, skirt, culottes, pinafore or shorts. *No leggings.*
- Grey or white socks. Tights should be grey.
- Navy polo shirt, preferably with the school logo. Shirts should be tucked in at all times.
- Navy cardigan or sweatshirt, preferably with the school logo. *No hoodies*
- Black, flat school shoes. Plain white or navy sandals in the summer if desired, worn with socks please.
- No long or Ugg style boots, heeled shoes or flip flops because they are not practical at school all day – please provide flat school shoes for the health and safety of your child. They need to be able to both run around and sit on the floor crossed-legged comfortably in their footwear – long length and Ugg style boots are not safe/comfortable/waterproof at school. Please be wary of slip on shoes, especially ballet style girls' shoes that do not stay on well when running and cause accidents.
- Trainers must not be worn out of PE lessons.



PE days and uniform

- Children should come in their PE kits on PE days.
- Our PE days for this half term are Tuesday and Friday.
- School PE kit is navy shorts/joggers, white/navy t-shirt and school navy sweater/cardigan; no brand logos, long hair tied up, no jewellery.



Pupil premium

What is Pupil Premium?

- The 'pupil premium' is extra money for schools to help disadvantaged pupils of all abilities achieve their full potential.

The amount of funding schools receive is decided by how many disadvantaged pupils they have.

So...the more families who are identified as pupil premium, the more funding we will get.

Benefits to you...

Pupil premium pupils receive free school meals in KS2, as well as KS1

Although all pupils in KS1 receive free school meals, the additional money to school enable extra resources.

Do I qualify?

The office will send out more information and we are pleased to help you complete an application form.



Please keep us informed on anything that may have an influence on your child.

If we can help with anything, just ask! -
sleep difficulties, routine suggestions,
bereavement, mental health, etc.



If you have any questions or problems,
please don't hesitate to catch one of us
at the door in the morning or at pick-up
or drop us an email
on ash@cvps.rklt.co.uk

We aim to check the email at least every
morning.



We can't wait for a great year with you in Ash class!

Any questions?

